

### General information about company

Scrip code	520119
NSE Symbol	ASAL
MSEI Symbol	NOTLISTED
ISIN	INE900C01027
Name of the company	Automotive Stampings and Assemblies Limited
Whether company is SME	No
Class of Security	Equity Shares
Type of report	Quarterly
Quarter Ended / Half year ended/Date of Report (For Prelisting / Allotment)	30-09-2024
Date of allotment / extinguishment (in case Capital Restructuring selected) / Listing Date	
Shareholding pattern filed under	Regulation 31 (1) (b)
Whether the listed entity is Public Sector Undertaking (PSU)?	No

### Declaration

Sr. No.	Particular	Yes/No	Promoter and Promoter Group	Public shareholder	Non Promoter- Non Public
1	Whether the Listed Entity has issued any partly paid up shares?	No	No	No	No
2	Whether the Listed Entity has issued any Convertible Securities ?	No	No	No	No
3	Whether the Listed Entity has issued any Warrants ?	No	No	No	No
4	Whether the Listed Entity has any shares against which depository receipts are issued?	No	No	No	No
5	Whether the Listed Entity has any shares in locked-in?	No	No	No	No
6	Whether any shares held by promoters are pledge or otherwise encumbered?	No	No		
7	Whether company has equity shares with differential voting rights?	No	No	No	No
8	Whether the listed entity has any significant beneficial owner?	No			

**Table VI - Statement showing foreign ownership limits**

<b>Particular</b>	<b>Approved limits (%)</b>	<b>Limits utilized (%)</b>
As on shareholding date	100	0.4
As on the end of previous 1st quarter	100	0.37
As on the end of previous 2nd quarter	100	0.29
As on the end of previous 3rd quarter	100	0.28
As on the end of previous 4th quarter	100	0.32

**Table I - Summary Statement holding of specified securities**

Category (I)	Category of shareholder (II)	Nos. Of shareholders (III)	No. of fully paid up equity shares held (IV)	No. Of Partly paid-up equity shares held (V)	No. Of shares underlying Depository Receipts (VI)	Total nos. shares held (VII) = (IV)+ (V)+ (VI)	Shareholding as a % of total no. of shares (calculated as per SCRR, 1957) (VIII) As a % of (A+B+C2)	Number of Voting Rights held in each class of securities (IX)			
								No of Voting (XIV) Rights			Total as a % of (A+B+C)
								Class eg: X	Class eg:y	Total	
(A)	Promoter & Promoter Group	1	11898296			11898296	75	11898296		11898296	75
(B)	Public	35394	3966101			3966101	25	3966101		3966101	25
(C)	Non Promoter-Non Public										
(C1)	Shares underlying DRs										
(C2)	Shares held by Employee Trusts										
	<b>Total</b>	<b>35395</b>	<b>15864397</b>			<b>15864397</b>	<b>100</b>	<b>15864397</b>		<b>15864397</b>	<b>100</b>


**Table I - Summary Statement holding of specified securities**

Category (I)	Category of shareholder (II)	No. Of Shares Underlying Outstanding convertible securities (X)	No. of Shares Underlying Outstanding Warrants (Xi)	No. Of Shares Underlying Outstanding convertible securities and No. Of Warrants (Xi) (a)	Shareholding , as a % assuming full conversion of convertible securities ( as a percentage of diluted share capital) (XI)= (VII)+(X) As a % of (A+B+C2)	Number of Locked in shares (XII)		Number of Shares pledged or otherwise encumbered (XIII)		Number of equity shares held in dematerialized form (XIV)	Sub-categorization of shares		
						No. (a)	As a % of total Shares held (b)	No. (a)	As a % of total Shares held (b)		Sub-category (i)	Sub-category (ii)	Sub-category (iii)
(A)	Promoter & Promoter Group				75					11898296			
(B)	Public				25					3943789	0	0	0
(C)	Non Promoter-Non Public												
(C1)	Shares underlying DRs												
(C2)	Shares held by Employee Trusts												
	Total				100					15842085	0	0	0

**Table II - Statement showing shareholding pattern of the Promoter and Promoter Group**

Sr.	Category & Name of the Shareholders (I)	Nos. Of shareholders (III)	No. of fully paid up equity shares held (IV)	No. Of Partly paid-up equity shares held (V)	No. Of shares underlying Depository Receipts (VI)	Total nos. shares held (VII) = (IV)+(V)+(VI)	Shareholding as a % of total no. of shares (calculated as per SCRR, 1957) (VIII) As a % of (A+B+C2)	Number of Voting Rights held in each class of securities (IX)			
								No of Voting (XIV) Rights			Total as a % of Total Voting rights
								Class eg: X	Class eg:y	Total	
A	Table II - Statement showing shareholding pattern of the Promoter and Promoter Group										
(1)	Indian										
(d)	Any Other (specify)	1	11898296			11898296	75	11898296		11898296	75
Sub-Total (A)(1)		1	11898296			11898296	75	11898296		11898296	75
(2)	Foreign										
Total Shareholding of Promoter and Promoter Group (A)=(A)(1)+(A)(2)		1	11898296			11898296	75	11898296		11898296	75
B	Table III - Statement showing shareholding pattern of the Public shareholder										
(1)	Institutions (Domestic)										
(d)	Banks	1	240			240	0	240		240	0
(i)	NBFCs registered with RBI	1	1000			1000	0.01	1000		1000	0.01
Sub-Total (B)(1)		2	1240			1240	0.01	1240		1240	0.01
(2)	Institutions (Foreign)										
(e)	Foreign Portfolio Investors Category II	1	1808			1808	0.01	1808		1808	0.01
Sub-Total (B)(2)		1	1808			1808	0.01	1808		1808	0.01
(3)	Central Government / State Government(s)										
(4)	Non-institutions										
(f)	Investor Education and Protection Fund (IEPF)	1	29346			29346	0.18	29346		29346	0.18
(g)	Resident Individuals holding nominal share capital up to Rs. 2 lakhs	34355	3012309			3012309	18.99	3012309		3012309	18.99
(h)	Resident Individuals holding nominal share capital in excess of Rs. 2 lakhs	9	438564			438564	2.76	438564		438564	2.76
(i)	Non Resident Indians (NRIs)	417	114921			114921	0.72	114921		114921	0.72
(l)	Bodies Corporate	129	178138			178138	1.12	178138		178138	1.12
(m)	Any Other (specify)	480	189775			189775	1.2	189775		189775	1.2

Sub-Total (B)(4)		35391	3963053			3963053	24.98	3963053		3963053	24.98
Total Public Shareholding (B)= (B)(1)+(B)(2)+(B)(3)+(B)(4)		35394	3966101			3966101	25	3966101		3966101	25
C	Table IV - Statement showing shareholding pattern of the Non Promoter- Non Public shareholder										
Total ( A+B+C2 )		35395	15864397			15864397	100	15864397		15864397	100
Total (A+B+C )		35395	15864397			15864397	100	15864397		15864397	100




**Table II - Statement showing shareholding pattern of the Promoter and Promoter Group**

Sr.	No. Of Shares Underlying Outstanding convertible securities (X)	No. of Shares Underlying Outstanding Warrants (Xi)	No. Of Shares Underlying Outstanding convertible securities and No. Of Warrants (Xi) (a)	Shareholding , as a % assuming full conversion of convertible securities ( as a percentage of diluted share capital) (XI)= (VII)+(X) As a % of (A+B+C2)	Number of Locked in shares (XII)		Number of Shares pledged or otherwise encumbered (XIII)		Number of equity shares held in dematerialized form (XIV)	Sub-categorization of shares		
					No. (a)	As a % of total Shares held (b)	No. (a)	As a % of total Shares held (b)		Sub-category (i)	Sub-category (ii)	Sub-category (iii)
A	Table II - Statement showing shareholding pattern of the Promoter and Promoter Group											
(1)	Indian											
(d)				75					11898296			
Sub-Total (A) (1)				75					11898296			
(2)	Foreign											
Total Shareholding of Promoter and Promoter Group (A)= (A)(1)+(A)(2)				75					11898296			
B	Table III - Statement showing shareholding pattern of the Public shareholder											
(1)	Institutions (Domestic)											
(d)				0					0	0	0	0
(i)				0.01					1000	0	0	0
Sub-Total (B) (1)				0.01					1000	0	0	0
(2)	Institutions (Foreign)											
(e)				0.01					1808	0	0	0
Sub-Total (B) (2)				0.01					1808	0	0	0
(3)	Central Government / State Government(s)											
(4)	Non-institutions											
(f)				0.18					29346	0	0	0
(g)				18.99					2991108	0	0	0
(h)				2.76					438564	0	0	0
(i)				0.72					114921	0	0	0
(l)				1.12					177898	0	0	0
(m)				1.2					189144	0	0	0
Sub-Total (B) (4)				24.98					3940981	0	0	0
Total Public Shareholding (B)=(B)(1)+(B)(2)+(B)(3)+(B)(4)				25					3943789	0	0	0
C	Table IV - Statement showing shareholding pattern of the Non Promoter- Non Public shareholder											




Total (A+B+C2)				100					15842085
Total (A+B+C)				100					15842085



**Any Other (specify)**

Serial No.	1	
Category	Bodies Corporate	<a href="#">Click here to go back</a>
Name of the Shareholders (I)	Tata AutoComp Systems Limited	
PAN (II)	AAACT1848E	Total
No. of the Shareholders (I)	1	1
No. of fully paid up equity shares held (IV)	11898296	11898296
No. Of Partly paid-up equity shares held (V)		
No. Of shares underlying Depository Receipts (VI)		
Total nos. shares held (VII) = (IV)+ (V)+ (VI)	11898296	11898296
Shareholding as a % of total no. of shares (calculated as per SCRR, 1957) (VIII) As a % of (A+B+C2)	75	75
<b>Number of Voting Rights held in each class of securities (IX)</b>		
Class eg: X	11898296	11898296
Class eg:y		
Total	11898296	11898296
Total as a % of Total Voting rights	75	75
No. Of Shares Underlying Outstanding convertible securities (X)		
No. of Shares Underlying Outstanding Warrants (Xi)		
No. Of Shares Underlying Outstanding convertible securities and No. Of Warrants (Xi) (a)		
Shareholding , as a % assuming full conversion of convertible securities (as a percentage of diluted share	75	75

capital) (XI)= (VII)+(X) As a % of (A+B+C2)		
Number of Locked in shares (XII)		
No. (a)		
As a % of total Shares held (b)		
Number of Shares pledged or otherwise encumbered (XIII)		
No. (a)		
As a % of total Shares held (b)		
Number of equity shares held in dematerialized form (XIV)	11898296	11898296
Reason for not providing PAN		
Reason for not providing PAN		
Shareholder type	Promoter	



**Any Other (specify)**

Serial No.	1	2	3	
Category	LLP	HUF	Clearing Members	
Category / More than 1 percentage	Category	Category	Category	
Name of the Shareholders (I)				<a href="#">Click here to go back</a>
PAN (II)				Total
No. of the Shareholders (I)	14	461	5	480
No. of fully paid up equity shares held (IV)	7004	179351	3420	189775
No. Of Partly paid-up equity shares held (V)				
No. Of shares underlying Depository Receipts (VI)				
Total nos. shares held (VII) = (IV)+ (V)+ (VI)	7004	179351	3420	189775
Shareholding as a % of total no. of shares (calculated as per SCRR, 1957) (VIII) As a % of (A+B+C2)	0.04	1.13	0.02	1.19
<b>Number of Voting Rights held in each class of securities (IX)</b>				
Class eg: X	7004	179351	3420	189775
Class eg:y				
Total	7004	179351	3420	189775
Total as a % of Total Voting rights	0.04	1.13	0.02	1.19
No. Of Shares Underlying Outstanding convertible securities (X)				
No. of Shares Underlying Outstanding Warrants (Xi)				
No. Of Shares Underlying Outstanding convertible securities and No. Of Warrants (Xi) (a)				
Shareholding , as a % assuming full conversion of convertible securities (as a				

percentage of diluted share capital) (XI)= (VII)+(X) As a % of (A+B+C2)	0.04	1.13	0.02	1.19
Number of Locked in shares (XII)				
No. (a)				
As a % of total Shares held (b)				
Number of equity shares held in dematerialized form (XIV)	7004	178720	3420	189144
Reason for not providing PAN				
Reason for not providing PAN				
Sub-categorization of shares				
Shareholding (No. of shares) under				
Sub-category (i)	0	0	0	0
Sub-category (ii)	0	0	0	0
Sub-category (iii)	0	0	0	0

